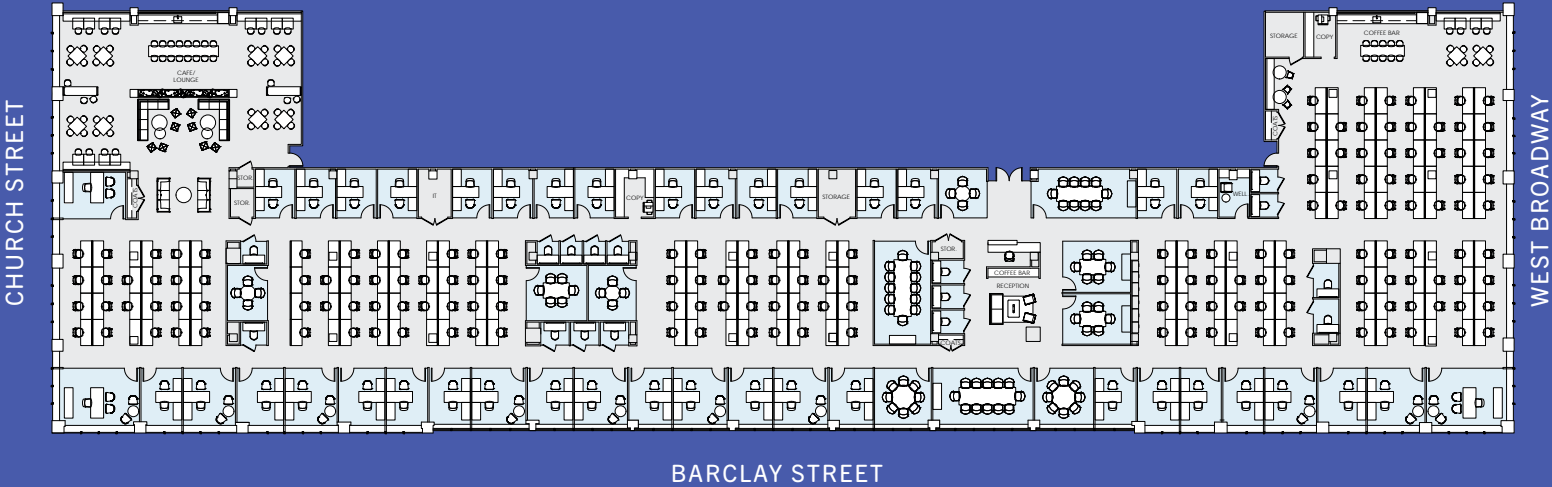
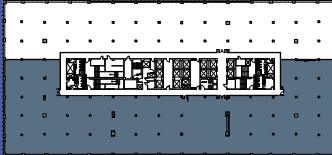



SUITE 910 PROPOSED PLAN 37,258 RSF



Floor Key:	
Offices	41
Workstations	162
Conference Rooms	11
Reception	1
Phone Rooms	16
Cafe/Lounge	1
Coffee Bars	2
Total Personnel	204
RSF Per Person	183

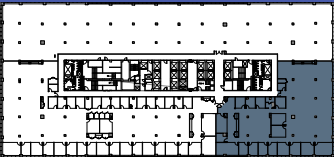


9TH FLOOR **PROPOSED DIVISION** 14,099 RSF

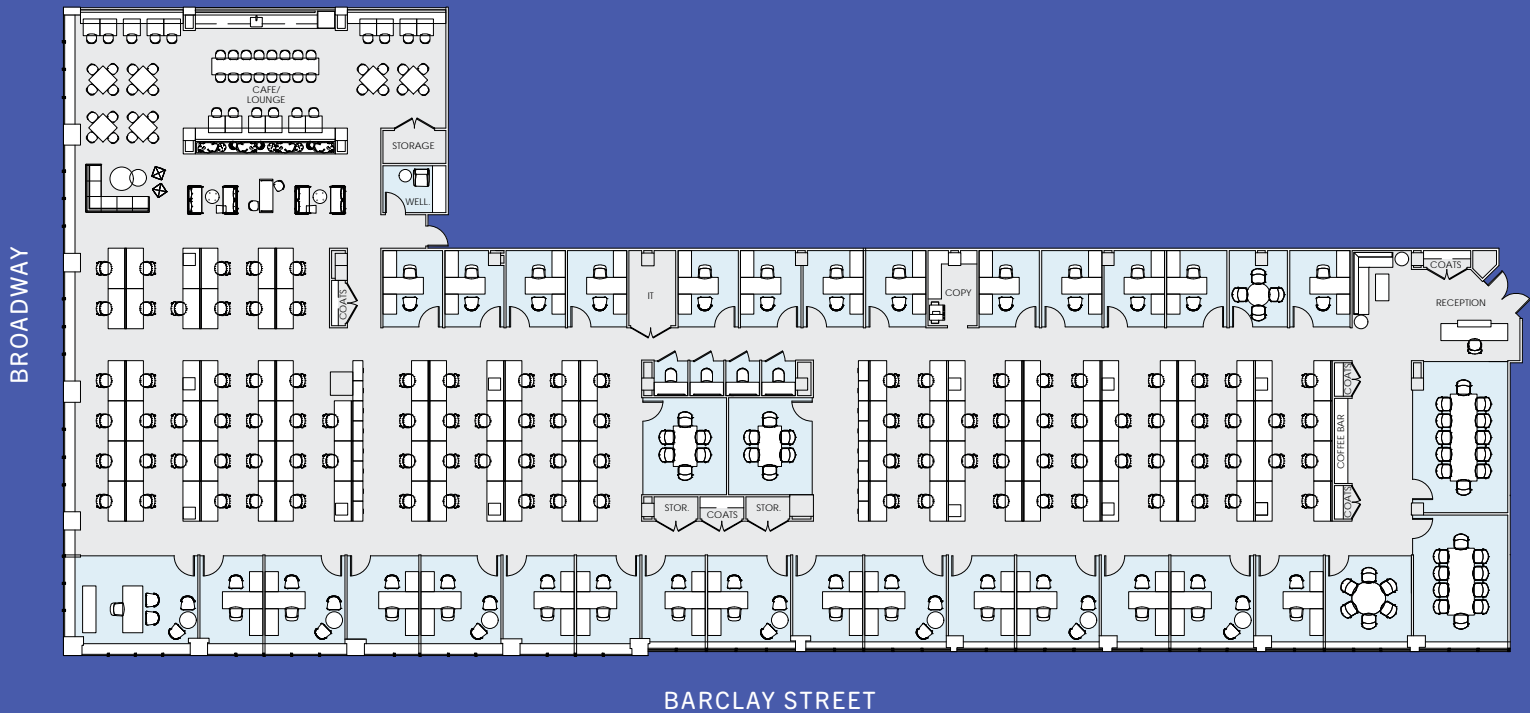


Floor Key:

Offices	12
Workstations	71
Conference Rooms	4
Reception	1
Pantry	1
Cafe/Lounge	1
Coffee Bar	1
Phone Room	1
Total Personnel	84
RSF Per Person	168

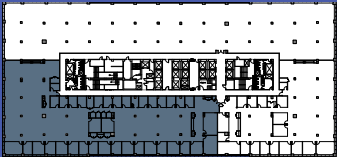


9TH FLOOR PROPOSED DIVISION 23,159 RSF



Floor Key:

Offices	29
Workstations	99
Conference Rooms	7
Reception	1
Cafe/Lounge	1
Coffee Bar	1
Phone Rooms	4
Total Personnel	129
RSF Per Person	180





PROPOSED INTERIOR WORKSPACE

PROPOSED INTERIOR WORKSPACE





HIGHLY FLEXIBLE DESIGN OPTIONS

COMMON AREA UPGRADES

ARTIST RENDERINGS



TENANT ENTRANCE



BATHROOM



ELEVATOR LOBBY